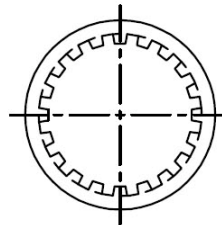
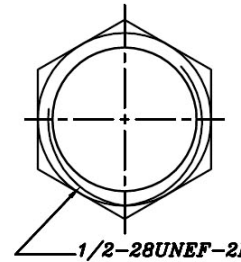


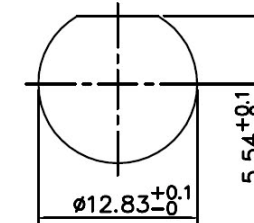
RECOMMENDED PC BOARD LAYOUT
WITHOUT MOUNTING POSTS



⑦ LOCK WASHER



⑧ CLAMP NUT



RECOMMENDED MOUNTING HOLE
MAXIMUM PANEL THICKNESS: 5.5MM

MATERIAL & FINISH

- ① CENTER CONTACT : PHOSPHOR BRONZE, GOLD PLATING
- ② BODY : ZINC ALLOY NICKEL PLATING
- ③ HOUSING : PBT (94 V-0), WHITE
- ④ INSULATOR : PE-606
- ⑤ MOUNTING POST : BRASS, TIN PLATING
- ⑥ SOLDER TAIL : COPPER WIRE, TIN PLATING
- ⑦ WASHER : STEEL, NICKEL PLATING
- ⑧ NUT : BRASS, NICKEL PLATING

ORDERING INFORMATION:

P/N T 3 9 7 Z N - X N G H $\frac{x}{1}$ $\frac{W}{2}$

- 1. IMPEDANCE:
"50" 50 OHMS
"75" 75 OHMS
- 2. INSULATOR COLOR:
"W" WHITE

DIMENSIONS ARE IN MILLIMETERS		SPARKTRONIC CO., LTD.		RoHS COMPLIANT	
UNLESS OTHERWISE SPECIFIED TOLERANCES		PART NO.	T397ZN-XNGH $\frac{x}{1}$ $\frac{W}{2}$		
		DATE	October / 29 / 2013		
0.5-6= ±0.2 6-30= ±0.4 30-120= ±0.6 120-315= ±1.0 315-1000= ±1.6 1000-2000= ±2.4		NOT SCALED DRAWING		DRAWING NO.	T397ZN-XNGH $\frac{x}{1}$ $\frac{W}{2}$
		TITLE: TNC RIGHT ANGLE PCB MOUNT JACK WITH METAL HOUSING & MOUNTING POSTS			